



February 6, 2017

To: Randy McCaslin, Deputy City Manager

From: Michael E. McNair, Director of Community Development & Housing *MEMS*

Subject: Code Enforcement Activity Report for January 2017

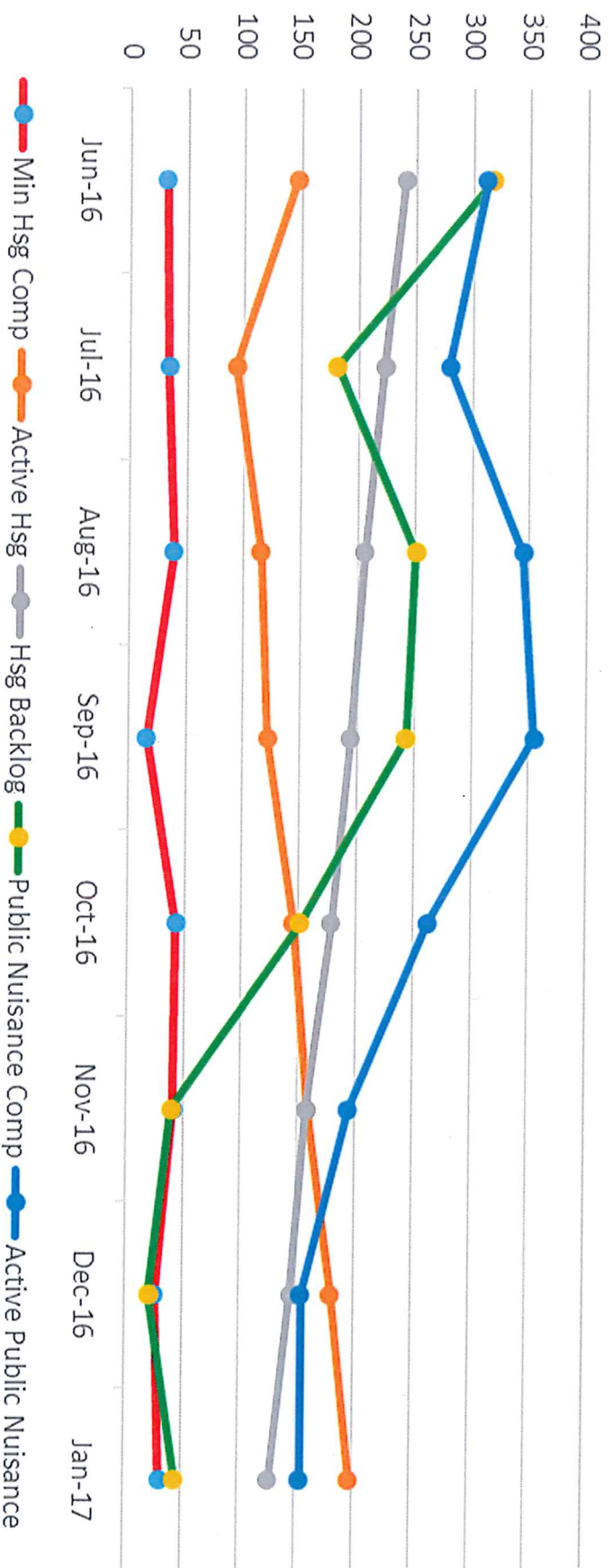
This report serves to summarize Code Enforcement activity for the month of January 2017. Staff received 31 new minimum housing complaints and have 198 active minimum housing cases (127 cases remain from the old system); 45 public nuisance complaints (104 active public nuisance cases) and collected 512 signs during the month of January. Additionally:

- The backlog of minimum housing cases from the old system has dropped significantly from 270 (from May 2016) to 127 for January.
- The continued dramatic reduction of public nuisance complaints reflects the combination of seasonal changes (i.e. cooler weather) and the identification of violations proactively by staff.
- Local Code Enforcement Officers continue to collect signs one Saturday per month in addition to normal hours.
- The State Code Enforcement, Inc. was terminated on January 31, 2017.


Please see the attachments containing a table summarizing detailed activity, a graph presenting YTD trends and sample pictures.

<u>Local Codes Enforcement Monthly Activity</u>			
		<u>Jul to Dec 2016</u>	<u>Jan- 17</u>
1. Minimum Housing Cases			
	a. Minimum Housing Complaints	199	31
	b. Active Minimum Housing Cases	rolling #	198
	c. Active Backlog Cases (270 original)	rolling #	127
	d. Cases Taken Before City Council		
	i. For Demolition	15	2
	ii. For Vacate	1	0
	e. City Demolished Houses	5	6
2. Public Nuisance Cases			
	a. Public Nuisance Complaints (includes unsecured dwellings)	889	45
	b. Active Public Nuisance Cases	rolling #	104
	c. City abated PN Cases	295	22
	d. Owner abated PN Cases	613	68
3. Zoning			
	a. Zoning Complaints (Vehicles, Signs, Banners)	178	24
	b. Signs collected *	1460	512


Local Codes Enforcement Activity



- Minimum housing complaints received by staff have been steady averaging 33 per month.
- Increasing active minimum housing cases reflect expanding caseloads by Local Codes Enforcement Officers.
- The steady reduction in the minimum housing case backlog from the old systems reflect the continued focus on clearances.
- Public nuisance complaints reflect seasonal variations and proactive enforcement by staff.
- The reduction in active public nuisance cases reflects the seasonal drop in monthly complaints.



414 Hodgin St- Before




414 Hodgkin St - After




705 Thissell St - Before



705 Thissell St - After



616 Wesley Dr. - Before




616 Wesley Dr. - After

2016-12-19 13:49:42



821 Hilltop - Before



821 Hilltop – After

2016-12-29 10:32:20



268 Dorothy St - Before



268 Dorothy - After