


HIGH POINT POLICE DEPARTMENT

PRESENTATION TO CITY COUNCIL

JANUARY 6TH, 2020

2019 REVIEW



CHIEF KENNETH J. SHULTZ

ASSISTANT CHIEF KEN STEELE- FIELD OPERATIONS SOUTH

TRAINING AND HIRING/PATROL/RECORDS/ANIMAL CONTROL/CANINE UNIT

ASSISTANT CHIEF JAMES MCNEILL- FIELD OPERATIONS NORTH


PATROL/TRAFFIC/PROPERTY CRIMES/SCHOOL RESOURCE OFFICERS

ASSISTANT CHIEF TRAVIS STROUD- MAJOR CRIMES DETERRENCE AND PREVENTION

PERSONS CRIMES/INTEL UNIT/VICE NARCOTICS/HOUSING/CRIME LAB/STREET CRIMES



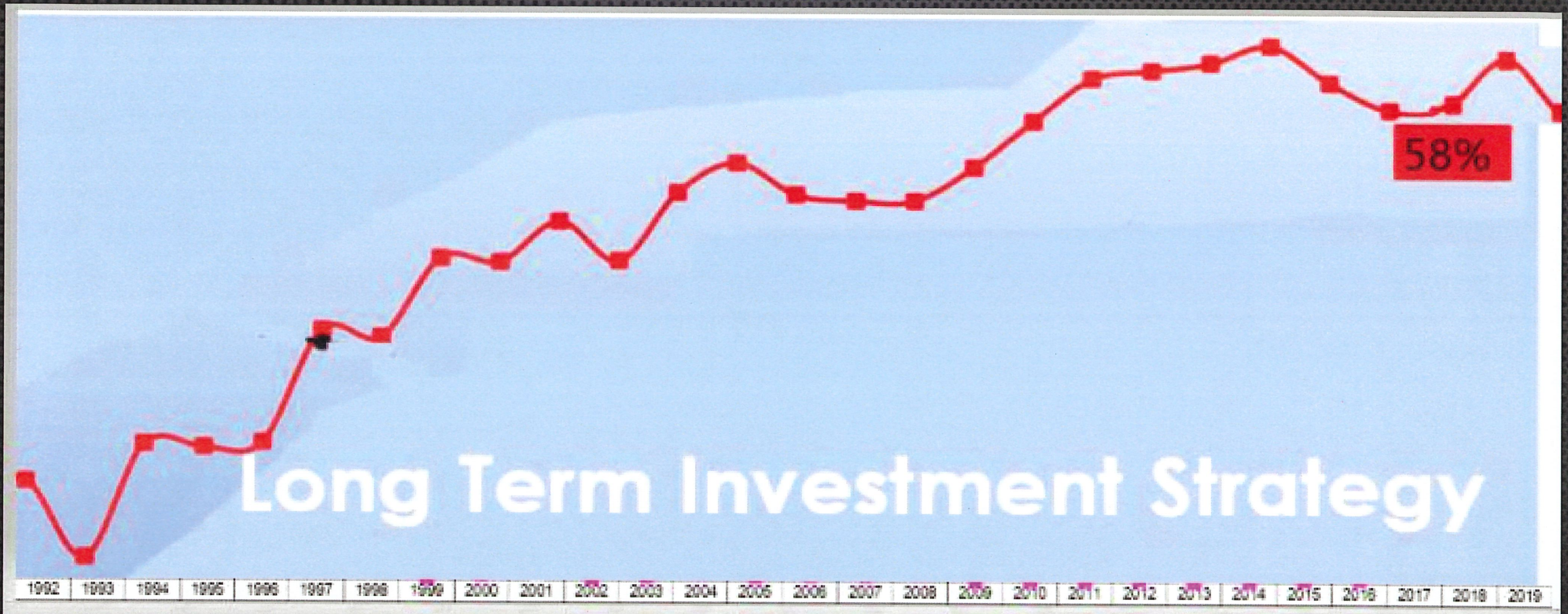
- OUR POLICE DEPARTMENT WAS ESTABLISHED IN 1859
- WE CURRENTLY HAVE 300 POSITIONS. 255 SWORN 45 CIVILIAN
 - STAFFING HAS CONTINUED TO IMPACT LAW ENFORCEMENT AGENCIES ACROSS THE COUNTY
 - WE HAVE NOT LOWERED OUR HIRING STANDARDS
- PRIORITIZE TRAINING AND TEACHING
- PRIORITIZE PARTNERSHIPS AND COOPERATIVE EFFORTS
- WE TAKE PRIDE IN OUR PROACTIVE EFFORTS AND STRATEGIES. RECOGNIZED NATIONALLY
 - PLACE EMPHASIS ON ADAPTIVE VS. TECHNICAL PROBLEM SOLVING
- DATA DRIVEN



2019

- CALLS FOR SERVICE: 122,073. UP 1% FROM 2018. UP 3% 5 YEAR AVERAGE
- RESPONSE TIMES: ROUTINE-7:24 VS 7:12 (5 YR AV.) PRIORITY-5:36 VS. 5:30 (5 YR AV.)
- ARRESTS: 8,583. NO CHANGE FROM 2018. UP 6% 5 YEAR AVERAGE
- CHARGES: 13,826. DOWN 5% FROM 2018. UP 1% 5 YEAR AVERAGE
- CRASHES: 4,794. DOWN 4% FROM 2018. CONSISTENT WITH 5 YEAR AVERAGE
- TRAFFIC FATALITIES: 14. UP 56% FROM 2018. UP 27% 5 YEAR AVERAGE
- OPIOID ODs: 255. UP 17% FROM 2018. UP 39% 5 YEAR AVERAGE
- COMMUNITY ENGAGE HOURS: 1,761. UP 53% FROM 2018. 489% UP 5 YR. AVERAGE

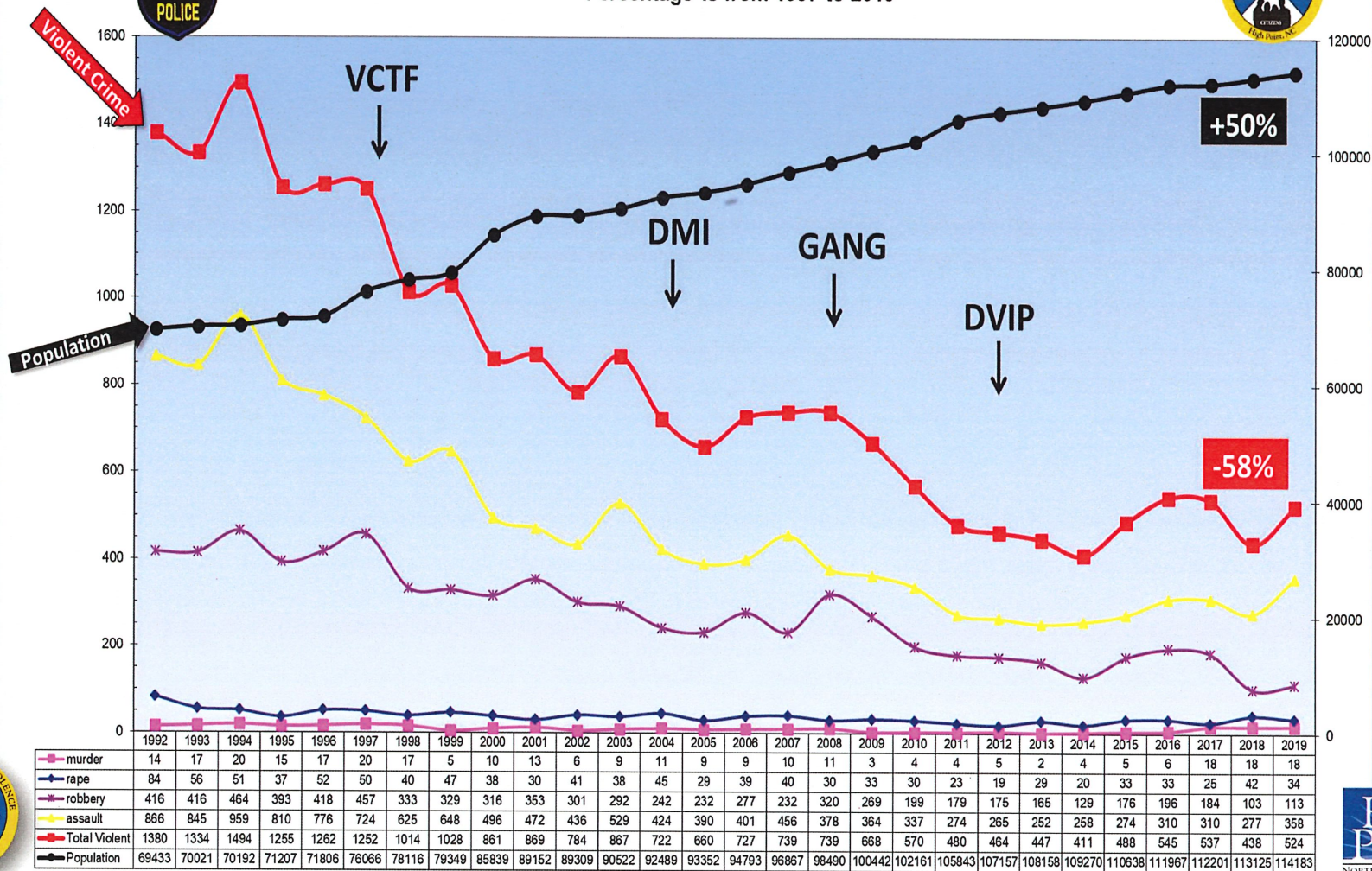







High Point Indexed Violent Crime: Per 100,000

Percentage is from 1997 to 2019



FOCUSED DETERRENCE

WITH FOCUSED DETERRENCE, THE POLICE AND REPRESENTATIVES FROM THE COMMUNITY ENGAGE WITH THOSE AT HIGH RISK OF BEING A PARTY TO VIOLENCE AND CONVEY CLEAR INCENTIVES FOR AVOIDING VIOLENCE AND DETERRENTS FOR ENGAGING IN VIOLENCE. ON THE INCENTIVE SIDE, TARGETED OFFENDERS RECEIVE INFORMATION ABOUT AND ACCESS TO VARIOUS SERVICES, SUCH AS JOB TRAINING AND DRUG TREATMENT (CENTER FOR EVIDENCE-BASED CRIME POLICY, UNDATED). ON THE DETERRENCE SIDE, THESE INDIVIDUALS RECEIVE INFORMATION ON THE ENHANCED PENALTIES THAT THEY AND THEIR PEERS WILL FACE IF THERE ARE SUBSEQUENT VIOLENT INCIDENTS. THESE PENALTIES WILL RANGE FROM FOCUSED AND ENHANCED PROSECUTION FOR THE VIOLENT CRIMES TO ARRESTS AND OTHER PENALTIES FOR ANY LOW-LEVEL OFFENSE (DRUG TRAFFICKING, ILLEGAL GAMBLING, ETC.) SUBSEQUENTLY COMMITTED BY THE PARTIES INVOLVED. BEYOND THE USE OF CARROTS AND STICKS, FOCUSED DETERRENCE INITIATIVES ATTEMPT TO DECREASE THE OPPORTUNITIES THAT INDIVIDUALS HAVE TO COMMIT VIOLENCE, MAKE THE LOCAL COMMUNITY A PARTNER IN DEFLECTING INDIVIDUALS AWAY FROM CRIME, AND IMPROVE POLICE-COMMUNITY RELATIONS (BRAGA AND WEISBURD, 2012A, P. 26). [HTTPS://WWW.RAND.ORG/PUBS/TOOLS/TL261/BETTER-POLICING-TOOLKIT/ALL-STRATEGIES/FOCUSED-DETERRENCE/IN-DEPTH.HTML](https://www.rand.org/pubs/tools/TL261/better-policing-toolkit/all-strategies/focused-deterrence/in-depth.html)



Violent Crime

	2018	2019	% Change
Criminal Homicide	19	19	0%
<i>w/Gun</i>	16	17	6%
Manslaughter	1	2	100%
Rape	35	40	14%
Robbery	115	129	12%
<i>w/Gun</i>	65	75	15%
Aggravated Assault	314	409	30%
<i>w/Gun</i>	92	105	14%
<i>Shooting into dwelling</i>	76	134	76%
	484	599	24%



HOMICIDE MOTIVES

1 DOMESTIC VIOLENCE INTIMATE PARTNER

3 ROBBERY

2 DRUGS/ DRUG ROBBERY

2 GANG RELATED

5 MOTIVE UNKNOWN

1 RETALIATION FROM LARCENY

2 DV-FIGHT WITH RIVAL

1 DISPUTE OVER THEFT

2 FIGHT/ALTERCATION

2 DWI (MANSLAUGHTER)



ADDITIONAL CRIMINAL HOMICIDE DETAILS

5 OF THE VICTIMS WERE VCTF NOTIFIED.

1 OF THE SUSPECTS WAS VCTF NOTIFIED.

2 OF THE SUSPECTS WERE SIU CUSTOM NOTIFIED.

ONE 15 YEAR OLD WAS CHARGED WITH MURDER IN 2019

HPPD HOMICIDE CLEARANCE RATE FOR 2019 INCIDENTS: 76.2%
COUNTING PRIOR CASES THAT WERE RESOLVED THIS YEAR WE ARE AT 85.7%



GUNS

REMOVING ILLEGAL GUNS FROM OUR STREETS IS ONE OF THE PRIORITIES WITH THE HIGH POINT POLICE DEPARTMENT. IN 2019, **394** GUNS WERE CONFISCATED, FOUND, OR TAKEN INTO EVIDENCE. THIS IS AN INCREASE 2.6% OVER 2018. THERE WERE 2,718 CASINGS RECOVERED IN 2019, AN INCREASE OF 824 OR 43.5% FROM 2018.

- 2019 HAD 28 PERSONS UNDER 18 CHARGED WITH 41 GUN CRIMES AND 259 ARRESTED WHO WERE 18 AND OVER FOR 338 GUN CRIMES.
- THERE WERE 103 PERSONS ARRESTED FOR A TOTAL OF 119 CHARGES FOR WEAPON-POSSESSION BY FELON OF FIREARM.




	2018	2019	% CHG	2018	2019	% CHG	2018	2019	% CHG
	WSPD - 246,328			GPD - 294,722			HPPD - 114,183		
HOMICIDE	26	32	23%	38	44	16%	20	21	5%
RAPE	103	116	13%	78	90	15%	35	40	14%
ROBBERY	410	352	-14%	533	611	15%	115	129	12%
AGGRAVATED ASSAULT	1863	2181	17%	714	990	39%	314	409	30%
TOTAL VIOLENT CRIME	2402	2681	12%	1363	1735	27%	484	599	24%
INDEXED TOTAL VIOLENT CRIME PER 100,000	975	1088		460	589		424	525	



GROUP "A" - Property Crimes

Robbery - 120	20	8	150%	129	115	12%	175	-26%
Robbery w/ Firearm	14	3	367%	75	65	15%	100	-25%
Robbery w/ Knife or Cutting Instrument	0	0	-	13	8	63%	14	-4%
Strongarm Robbery (No Weapon)	5	5	0%	35	41	-15%	54	-35%
Arson - 200	1	2	-50%	18	22	-18%	18	2%
Burglary/Breaking & Entering - 220	57	52	10%	600	594	1%	770	-22%
Extortion/Blackmail - 210	0	0	-	0	0	-	0	-
Larceny from Motor Veh - 23F	41	43	-5%	650	476	37%	529	23%
Larceny of Motor Veh Accessories - 23G	20	17	18%	243	194	25%	178	37%
Larceny Shoplifting - 23C	107	114	-6%	965	1257	-23%	1,183	-18%
Larceny All Other Codes - 23/A,B,D,E,H	67	58	16%	837	890	-6%	994	-16%
Motor Vehicle Thefts - 240	23	22	5%	347	258	34%	230	51%
Counterfeit/Forgery - 250	9	4	125%	107	101	6%	130	-18%
Fraud - 26/A,B,C,D,E,F,G	21	32	-34%	449	476	-6%	507	-11%
Embezzlement - 270	0	2	-100%	34	37	-8%	47	-27%
Stolen Property - 280	1	5	-80%	39	25	56%	23	67%
Damage/Vandalism of Property - 290	46	61	-25%	729	696	5%	783	-7%
Bribery - 510	0	0	-	0	0	-	0	-
Totals	413	420	-2%	5147	5141	0%	5,567	-8%



TRESPASSING AND PANHANDLING

