

HIGH POINT POLICE DEPARTMENT

PRESENTATION TO CITY COUNCIL

PUBLIC SAFETY COMMITTEE

JANUARY 15, 2020

POLICE OPERATIONS, ORGANIZATION AND CURRENT POINTS OF FOCUS



CHIEF KENNETH J. SHULTZ

ASSISTANT CHIEF KEN STEELE- FIELD OPERATIONS SOUTH

TRAINING AND HIRING/PATROL/RECORDS/ANIMAL
CONTROL/CANINE UNIT

ASSISTANT CHIEF JAMES MCNEILL- FIELD OPERATIONS NORTH

PATROL/TRAFFIC/PROPERTY CRIMES/SCHOOL RESOURCE OFFICERS

ASSISTANT CHIEF TRAVIS STROUD- MAJOR CRIMES DETERRENCE
AND PREVENTION

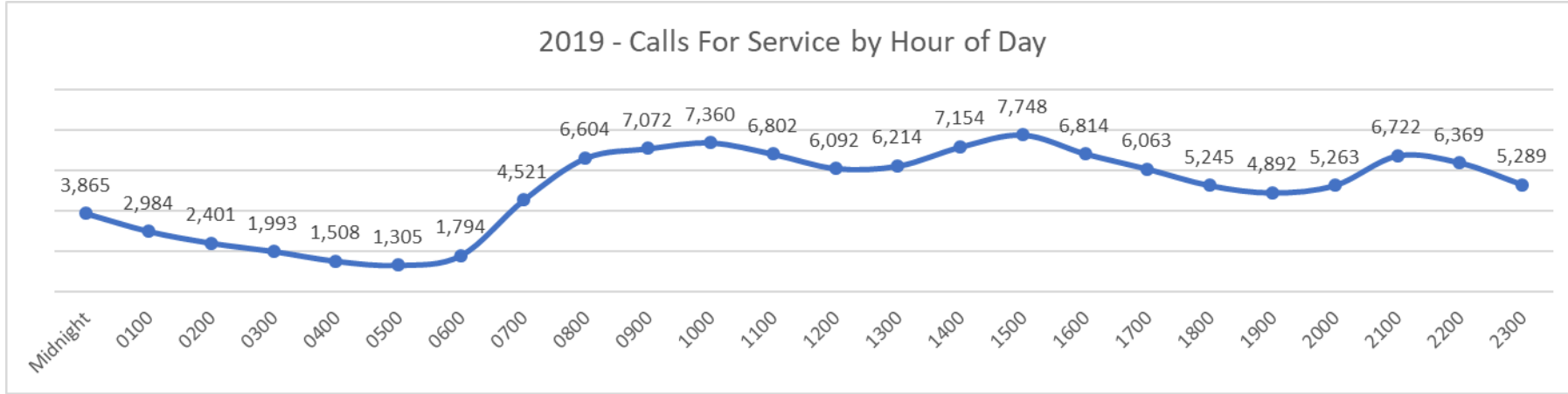
PERSONS CRIMES/INTEL UNIT/VICE NARCOTICS/HOUSING/CRIME
LAB/STREET CRIMES



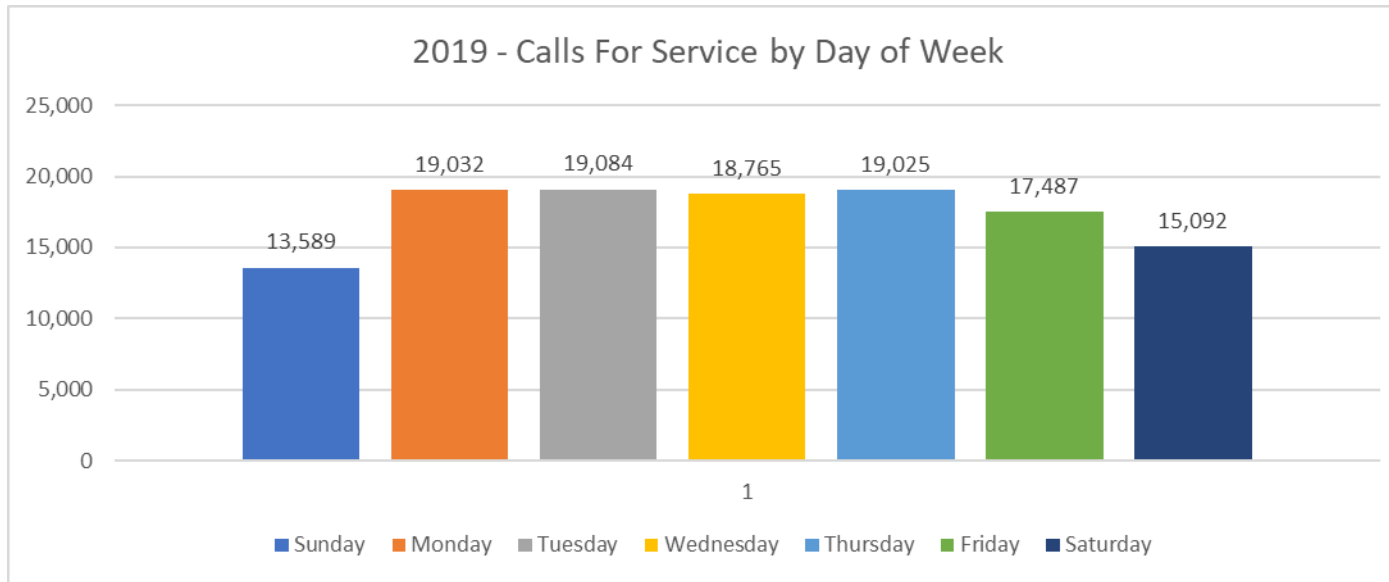
- WE CURRENTLY HAVE 300 POSITIONS. 255 SWORN 45 CIVILIAN
- PATROL OFFICERS WORK 4 DAYS ON, 4 DAYS OFF. APPROXIMATELY EVERY OTHER WEEK THEY HAVE AN ADDITIONAL TRAINING DAY OR COURT DAY
- THERE ARE 6 PATROL TEAMS THAT PROVIDE 24/7 COVERAGE
- THE TEAMS WORK PERMANENT SHIFTS: 1ST IS FROM 6:00AM UNTIL 4:30PM
2ND IS FROM 3:00PM UNTIL 1:30AM 3RD IS FROM 8:00PM UNTIL 06:30AM
- EACH TEAM CONSISTS OF A CAPTAIN, THREE LIEUTENANTS AND AN ALLOCATION OF 19 OFFICERS. MINIMUM STAFFING MANDATES ARE 13 OR MORE OFFICERS
- THESE ARE THE OFFICERS THAT PATROL, STOP CARS AND RESPOND TO CALLS FOR SERVICE



2019 - Calls For Service by Hour of Day



2019 - Calls For Service by Day of Week



DEPLOYMENT IS DICTATED BY DATA

122,000+ CALLS FOR SERVICE IN 2019 WERE TRACKED BY TIME AND LOCATION

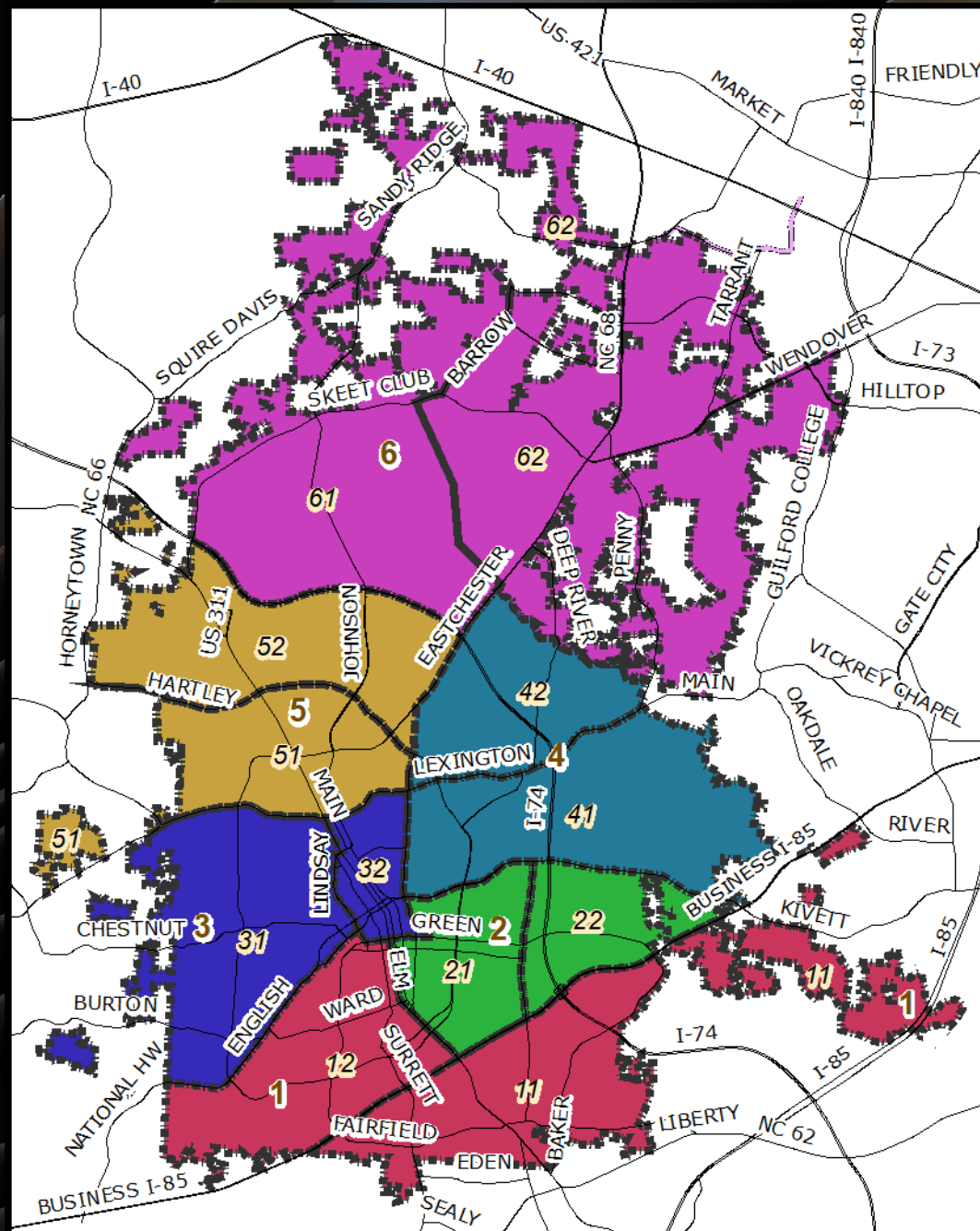
WE USE THIS INFORMATION TO DETERMINE OFFICER DEPLOYMENT

FOR CONTROL AND ACCOUNTABILITY, THE CITY IS BROKEN DOWN INTO GEOGRAPHICAL SECTIONS

THESE LOCATIONS ARE SELECTED TO DIVIDE WORK LOADS AND TO PROVIDE CONSISTENT RESPONSE TIME THROUGHOUT CITY

OFFICERS REPORT TO THE PD AT THE BEGINNING OF THEIR SHIFTS AND THEN RESPOND TO THEIR ASSIGNED AREAS WHERE THEY PERFORM PROACTIVE POLICE WORK AS WELL AS RESPOND TO CALLS FOR SERVICE. THEY DO LEAVE THESE LOCATIONS AS NEEDED TO RESPOND TO OTHER LOCATIONS ON CRITICAL EVENTS; TO RESPOND TO THE MAGISTRATE OR JAIL; TO TRAVEL TO HOSPITAL; TO PROCESS PRISONERS; ETC.

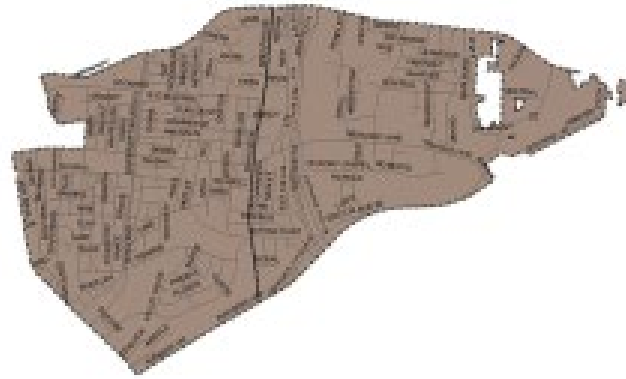




BEAT 1 15.8%



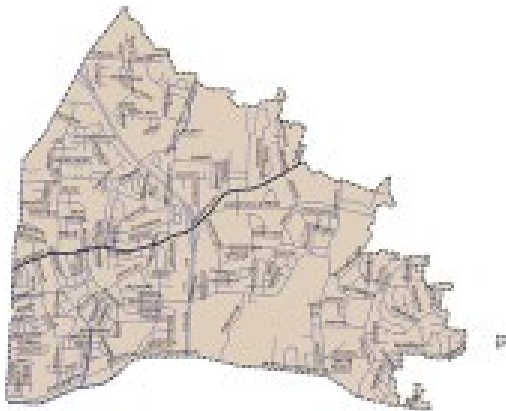
BEAT 2 17.3%



BEAT 3 17.3%



BEAT 4 16.1%



BEAT 5 16.9%



BEAT 6 13.6%



TOTAL CITYWIDE CALLS – 122,074

SIGNAL 4 CALLS - 701 BEATS 1-143; 2-103; 3-95; 4-99; 5-123; 6-138.



2019 Priority Average Response Time	2 min 48 seconds
Non Priority	5 min 24 seconds

CFS - PATROL TEAMS ONLY		% of Total
BEAT 1	15853	16%
BEAT 2	17257	18%
BEAT 3	15584	16%
BEAT 4	15227	16%
BEAT 5	17747	18%
BEAT 6	13380	14%
Unverified	2556	2%
<i>*Unverified Computer Aided Dispatch Locations include locations in other jurisdictions for assist calls outside the city.</i>		
Total	97613	



Traffic Stops		% of Total
BEAT 1	4097	16%
BEAT 2	4482	18%
BEAT 3	3408	14%
BEAT 4	3213	13%
BEAT 5	4437	18%
BEAT 6	4428	18%
Unverified	1056	3%
Total	25121	



HIGH POINT POLICE DEPARTMENT STATISTICAL BREAKDOWN BY BEATS 2019

Group A Impact Focus Deterrence Offenses by Beat

B1	B2	B3	B4	B5	B6	Total
967	725	558	709	949	465	4373

HPPD	#	%
Total Offenses This Year	4373	
Compared to Last Year:	112	3%

SOUTH
B1 967
B2 725
B3 558

NORTH
B4 709
B5 949
B6 465

	HPPD Comparisons			
	Last Year	Current Year	Last Yr. Diff.	Last Yr. %
MURDER	19	19	0	0%
MANSLAUGHTER	1	2	1	100%
RAPE	38	45	7	18%
ROBBERY	52	56	4	8%
ROBB W GUN	65	76	11	17%
AGG ASSAULT	146	174	28	19%
AGGAS W/ GUN	169	240	71	42%
BURGLARY	605	620	15	2%
LARC FROM AUTO	684	905	221	32%
LARCENY	2196	1860	-336	-15%
MVT	286	376	90	31%
TOTAL	4261	4373	112	3%

CFS BY BEAT

BEAT	COUNT
BEAT 1	19,396
BEAT 2	21,215
BEAT 3	21,108
BEAT 4	19,653
BEAT 5	20,600
BEAT 6	16,558
UNV*	4,544

* UNV IS UNVERIFIED COMPUTER AIDED DISPATCH
LOCATION IS OTHER JURISDICTIONS OR OUTSIDE THE
CITY LIMITS

2251

2123

HPPD CFS ANSWERED COMPARISONS				
	2018	2019	Last Yr. Diff.	Last Yr. %
CFS	120,524	122,074	1550	1%

* Average Response Times include all units

HPPD RESPONSE TIMES	2018	2019	DIFF
PRIORITY	2:12	2:48	0:36
PRIORITY 1	-	-	-
PRIORITY 2	4:30	4:36	0:06
AVERAGE ALL	3:48	4:06	0:18

	Beat 1			
	2018	2019	DIFF.	%
MURDER	2	1	-1	-50%
MANSLAUGHTER	0	0	0	-
RAPE	9	5	-4	-44%
ROBBERY	10	12	2	20%
ROBB W GUN	17	13	-4	-24%
AGG ASSAULT	25	32	7	28%
AGGAS W/ GUN	29	43	14	48%
BURGLARY	136	98	-38	-28%
LARC FROM AUTO	182	176	-6	-3%
LARCENY	646	532	-114	-18%
MVT	73	55	-18	-25%
TOTAL	1129	967	-162	-14%

	Beat 2			
	2018	2019	DIFF.	%
3	11	8	-3	-27%
0	1	1	0	-
8	10	2	-8	-80%
9	18	9	-9	-50%
12	16	4	-12	-75%
35	48	13	-35	-73%
62	95	33	-62	-65%
97	146	49	-97	-66%
67	104	37	-67	-64%
181	201	20	-181	-90%
43	75	32	-43	-58%
517	725	208	-517	-71%

	Beat 3			
	2018	2019	DIFF.	%
5	0	-5	-5	-100%
0	1	1	0	-
6	12	6	-6	-50%
11	6	-5	-11	-100%
11	12	1	-11	-92%
28	26	-2	-2	-7%
15	23	8	-15	-61%
100	78	-22	-22	-22%
99	112	13	-86	-77%
222	238	16	-206	-87%
46	50	4	-46	-92%
543	558	15	-528	-95%

	Beat 4			
	2018	2019	DIFF.	%
MURDER	2	5	3	150%
MANSLAUGHTER	0	0	0	-
RAPE	5	10	5	100%
ROBBERY	14	9	-5	-36%
ROBB W GUN	8	23	15	188%
AGG ASSAULT	31	42	11	35%
AGGAS W/ GUN	45	57	12	27%
BURGLARY	113	116	3	3%
LARC FROM AUTO	84	182	98	117%
LARCENY	192	188	-4	-2%
MVT	39	77	38	97%
TOTAL	533	709	176	33%

	Beat 5			
	2018	2019	DIFF.	%
3	1	-2	-3	-67%
0	0	0	0	-
5	5	0	-5	-100%
4	3	-1	-5	-125%
12	8	-4	-16	-200%
17	17	0	-17	-100%
14	15	1	-14	-93%
97	119	22	-75	-63%
147	197	50	-97	-49%
718	514	-204	-204	-39%
57	70	13	-44	-77%
1074	949	-125	-125	-13%

	Beat 6			
	2018	2019	DIFF.	%
2	1	-1	-1	-50%
1	0	-1	-1	-100%
5	3	-2	-7	-140%
4	8	4	-4	-50%
5	4	-1	-5	-125%
10	9	-1	-9	-100%
4	7	3	-4	-57%
62	63	1	-61	-97%
105	134	29	-75	-56%
236	187	-49	-49	-21%
28	49	21	-7	-14%
462	465	3	-459	-99%

Run Date 1/10/2020



	Sunday	Monday	Tuesday	Wednesday	Thursday	Friday	Saturday	TOTAL
HOUR								
Midnight	603	484	552	515	518	510	683	3,865
0100	484	376	427	361	406	424	506	2,984
0200	407	302	312	311	354	326	389	2,401
0300	350	246	243	251	265	312	326	1,993
0400	239	183	187	226	239	196	238	1,508
0500	182	196	166	196	185	192	188	1,305
0600	172	275	288	272	332	218	237	1,794
0700	319	759	758	769	759	717	440	4,521
0800	553	1,141	1,077	1,117	1,042	936	738	6,604
0900	613	1,264	1,187	1,097	1,176	932	803	7,072
1000	645	1,275	1,242	1,199	1,270	987	742	7,360
1100	611	1,187	1,177	1,124	1,092	923	688	6,802
1200	522	945	967	1,019	1,000	949	690	6,092
1300	656	987	1,006	1,041	1,054	846	624	6,214
1400	699	1,273	1,134	1,181	1,155	989	723	7,154
1500	757	1,315	1,280	1,269	1,229	1,077	821	7,748
1600	744	1,039	1,119	1,093	1,068	946	805	6,814
1700	714	909	982	942	918	916	682	6,063
1800	674	768	819	767	788	768	661	5,245
1900	624	697	729	735	696	731	680	4,892
2000	676	795	680	784	863	784	681	5,263
2100	860	943	1,029	917	1,000	1,026	947	6,722
2200	839	884	965	878	905	937	961	6,369
2300	646	789	758	701	711	845	839	5,289
TOTAL	13,589	19,032	19,084	18,765	19,025	17,487	15,092	122,074



FIELD OPERATIONS-SOUTH

PERSONNEL & TRAINING

PATROL

RECORDS

ANIMAL CONTROL

K-9 UNIT

IT

MAJOR KEN STEELE



PERSONNEL/STAFFING FOCUS ON DIVERSITY

- RECRUITING
- SUCCESSION PLANNING



OPPORTUNITIES FOR PUBLIC SAFETY COMMITTEE SUPPORT.

DIVERSE APPLICANT POOL REQUIRES COMMUNITY HELP IN SENDING QUALITY APPLICANTS OUR WAY.

MUST BE 21 YEARS OLD BY THE COMPLETION OF BASIC LAW ENFORCEMENT TRAINING (BLET)

MUST HAVE A HIGH SCHOOL DIPLOMA OR GED

MUST BE A US CITIZEN

NO FELONY, DWI OR SERIOUS MISDEMEANOR CHARGES OR CONVICTIONS

MUST HAVE CORRECTED 20/20 VISION AND NOT BE COLOR BLIND

MUST PASS POLICE OFFICERS PHYSICAL AGILITY TEST (POPAT).

MUST PASS POLYGRAPH & THOROUGH BACKGROUND INVESTIGATION



OPPORTUNITIES FOR PUBLIC SAFETY COMMITTEE SUPPORT.

PROMOTIONAL PROCESSES ARE RUN EVERY YEAR BEGINNING IN MAY FOR EITHER CAPTAINS OR LIEUTENANTS.

ORAL INTERVIEW PANEL

WRITTEN PRACTICAL EXAMINATION

INTERVIEW WITH THE CHIEF OR RESUME (DEPENDING ON THE PROCESS)

ALSO: WE ASK THAT YOU ENCOURAGE PARTICIPATION AT PD EVENTS TO INCLUDE CITIZENS ACADEMY, RIDE ALONGS, COFFEE WITH A COP, VARIOUS COMMUNITY PROGRAMS, NEIGHBORHOOD LEADERS MEETINGS, CEREMONIES, MEMORIALS, ETC.



PD EMPHASIS ON TRAINING

- THE STATE OF NC REQUIRES 24HOURS OF MANDATORY TRAINING PER YEAR.
- HPPD OFFICERS AVERAGE AROUND 74HRS OF TRAINING PER YEAR.

WE FEEL THAT OUR LEVEL OF TRAINING MAKES OUR EMPLOYEES BETTER EQUIPPED TO DEAL WITH A VARIETY OF SITUATIONS AN OFFICER MAY ENCOUNTER ON THE STREET. CONTINUED SUPPORT TO ENABLE THIS TO CONTINUE IS CRITICAL.



FIELD OPERATIONS - NORTH

TRAFFIC = ENFORCEMENT AND MOTOR VEHICLE COLLISIONS

-LIEUTENANT AND 10 OFFICERS (4 MOTORS, 2 DWTF)

PROPERTY CRIMES = LARCENY / BURGLARY / FINANCIAL CRIMES

-LIEUTENANT AND 9 DETECTIVES

SCHOOL RESOURCE OFFICERS = ALL HS AND MS INSIDE THE CITY

-LIEUTENANT AND 8 OFFICERS

COMMUNITY ENGAGEMENT UNIT = COMMUNITY CONNECTION / AWARENESS /
DOWNTOWN BEAT

-LIEUTENANT AND 5 OFFICERS



2019 Traffic Fatalities Summary

1.	1/6/2019	Motorcycle	Speed/DWI	2019-00784	Wendover/Morris Farm	
2.	1/8/2019	Car v Bus	DWI/Stop/SB	2019-01149	Oneka/Meredith	F Death
3.	3/2/2019	Car v Tree	Speed/SB	2019-08468	Ingram/Springfield	
4.	4/10/2019	Car v Tree	Speed/Medical	2019-14024	Westchester/Coventry	
5.	4/20/2019	Car v Ped	Assault	2019-15192	725 S. Scientific	1st Dgr
6.	4/25/2019	Car v Car	DWI/Speed	2019-15898	MLK/Hamilton	2 nd Dgr
7.	5/14/2019	Car v Car	DWI/Speed	2019-18244	85/Brentwood	2 nd Dgr
8.	6/16/2019	ATV	DWI/Speed	2019-22693	Southwest St	
9.	7/19/2019	Motorcycle	DWI/Speed	2019-27468	74/Main	
10.	7/20/2019	Car v Ped	Inattention	2019-27519	1505 MLK	
11.	9/17/2019	Car v Bike	Fail to Yield	2019-32540	2200 S. Main St.	
12.	11/9/2019	Car v Tree	Speed	2019-41689	311/Old Plank	
13.	11/16/2019	Car v Ped	Inattention	2019-40861	Brockett	
14.	11/21/2019	Car v Ped	Inattention	2019-42910	Dover Pl	M Death



FOCUS ON JUVENILES

RAISE THE AGE LAW-EFFECTIVE DECEMBER 2019

SCHOOL JUSTICE PARTNERSHIPS

DEFERRAL OPTIONS

VIOLENT CRIME

SCHOOL RESOURCE OFFICERS
























ELEVATING TO HIGHER GROUNDS

MISSION STATEMENT: POLICE OFFICER ENGAGEMENT INITIATIVE TO CREATE A POSITIVE IMPACT WITH OUR YOUTH AND ENCOURAGE GROWTH FOR THEIR FUTURE.

VISION STATEMENT: WE ARE DEDICATED TO HELPING STUDENTS REACH THEIR MAXIMUM POTENTIAL BY PROVIDING ONE-ON-ONE MENTORING AND HANDS ON LIFE SKILL TRAINING.



R
ESPECT

E
NGAGING

A
CCOUNTABILITY

C
HARACTER

H
IGHER STANDARDS



MAJOR CRIMES DETERRENCE AND PREVENTION

(ONE STOP SHOP IF A PERSON IS THE VICTIM)

MAJOR CRIME DETECTIVES (5):

HOMICIDES, ROBBERIES, AGGRAVATED ASSAULTS, KIDNAPPING, MISSING PERSONS

SPECIAL VICTIMS UNIT (5):

DOMESTIC VIOLENCE, CHILD ABUSE, SEXUAL ASSAULT, ELDER ABUSE

LOCATED AT THE FAMILY JUSTICE CENTER

STRATEGIC INTELLIGENCE UNIT (5):

VCTF COORDINATOR, GANG DETECTIVE, GUN DETECTIVE, CRIME ANALYSTS(2), CRIMESTOPPERS

FEDERAL TASK FORCE OFFICERS (4)

ATF, DEA, FBI AND US MARSHAL SERVICE



MAJOR CRIMES DETERRENCE AND PREVENTION

(ONE STOP SHOP IF A PERSON IS THE VICTIM)

VICE AND NARCOTICS (7):

DRUG OFFENSES, PROSTITUTION, ABC

STREET CRIMES (2):

MULTI-PURPOSE UNIT = RESPONSIVE TO ALL SIGNIFICANT, IMPACT CRIMES

HOUSING AUTHORITY (6):

POLICE ALL HP HOUSING AUTHORITY PROPERTIES.

FORENSICS UNIT (10):

CRIME SCENE TECHS, PROPERTY & EVIDENCE, LATENT PRINT EXAMINER



MAJOR CRIMES DETERRENCE AND PREVENTION

VIOLENT CRIME AND FOCUSED DETERRENCE

WHAT TYPE OF CRIME IS MOST IMPACTFUL TO OUR CITY? **VIOLENT CRIME**

KEY WORD = IMPACTFUL. VIOLENT CRIME MAKES UP ONLY 7.11% OF ALL HIGH POINT CRIME.

WHAT SPECIFICALLY IS THE PROBLEM?

INTELLIGENCE-LED, DATA DRIVEN. UNPACK REPORTS, LISTEN TO OUR OFFICERS AND LISTEN TO OUR COMMUNITY = THE PROBLEM WILL BE REVEALED.

WHAT EFFORTS CAN WE PUT FORTH TO COME UP WITH TAILOR MADE SOLUTIONS TO ADDRESS THAT SPECIFIC, IDENTIFIED PROBLEM?

FOCUSED DETERRENCE

HOW DO WE MEASURE SUCCESS?

RESEARCH TO EVALUATE OUTCOMES.

HPPD INTELLIGENCE GATHERING MEASURES, OUR OFFICERS AND OUR COMMUNITY WILL TELL US.

NOTE: EVERYTHING WE DO, MUST BE DONE WITHIN THE PARAMETERS THAT ARE ESTABLISHED BY THE LAW.



2020 APPROACH TO VIOLENT CRIME

1. PREVENT AND DETER CRIME = BEFORE THE BULLET LEAVES THE GUN
2. WHEN CRIME DOES HAPPEN = SOLVE THE CASE

ATTACK GUN CRIME:

SEIZURE OF ILLEGAL FIREARMS (394 FIREARMS SEIZED IN 2019)

AGGRESSIVE PROSECUTION OF NOTIFIED OFFENDERS IN COORDINATION WITH GUILFORD COUNTY DA AND US ATTORNEY'S OFFICE

NIBIN (NATIONAL INTEGRATED BALLISTICS INFORMATION NETWORK)

GUN-TEAM INVESTIGATIVE FOLLOW-UPS

CONTINUED FOCUS ON THE FEW WHO DRIVE VIOLENT CRIME:

VCTF NOTIFICATIONS AND SIU CUSTOM NOTIFICATIONS (WITH COMMUNITY SUPPORT)

ENHANCED PARTNERSHIPS WITH HPCAV AND OTHER COMMUNITY GROUPS

DETER AND PREVENT:

SOCIAL MEDIA MONITORING (HPPD, CRIMESTOPPERS AND COMMUNITY)

ORGANIZE, PARTICIPATE AND PROMOTE YOUTH PROGRAMS THAT ARE DESIGNED TO STOP VIOLENCE BEFORE IT BEGINS

COMMUNITY WATCH GROUPS

P.A.L.S

HPCAV = THE PERSONAL CONNECTION HPPD CANNOT PROVIDE

